

Bảng thông số sản phẩm

Thông số kỹ thuật



TeSys GV3L magnetic motor circuit breaker 80A EverLink

GV3L80

Main

Range	TeSys Deca
Product name	TeSys GV3
Product or component type	Motor circuit breaker
Device short name	GV3L
Device application	Motor protection
Trip unit technology	Magnetic

Complementary

Poles description	3P
Network type	AC
Utilisation category	Category A conforming to IEC 60947-2 AC-3 conforming to IEC 60947-4-1
Network frequency	50/60 Hz
Motor power kW	45 kW at 400/415 V AC 50/60 Hz maximum peak current 750 A 45 kW at 500 V AC 50/60 Hz maximum peak current 750 A 55 kW at 690 V AC 50/60 Hz maximum peak current 750 A
Breaking capacity	65 kA Icu at 230/240 V AC 50/60 Hz 50 kA Icu at 400/415 V AC 50/60 Hz 50 kA Icu at 440 V AC 50/60 Hz 12 kA Icu at 500 V AC 50/60 Hz 6 kA Icu at 690 V AC 50/60 Hz
[Ics] rated service short-circuit breaking capacity	100 % at 230/240 V AC 50/60 Hz 60 % at 400/415 V AC 50/60 Hz 60 % at 440 V AC 50/60 Hz 50 % at 500 V AC 50/60 Hz 50 % at 690 V AC 50/60 Hz
Control type	Rotary handle
[In] rated current	80 A
Magnetic tripping current	1120 A
[Ue] rated operational voltage	690 V AC 50/60 Hz conforming to IEC 60947-2
[Ui] rated insulation voltage	690 V AC 50/60 Hz conforming to IEC 60947-2
[Uimp] rated impulse withstand voltage	6 kV conforming to IEC 60947-2
Suitability for isolation	Yes conforming to IEC 60947-1
Power dissipation per pole	8 W
Mechanical durability	50000 cycles
Electrical durability	20000 cycles for AC-3 at 415 V In

Tightening torque	5 N.m - on screw clamp terminal
Fixing mode	35 mm symmetrical DIN rail: clipped Panel: screwed (with 3 x M4 screws)
Mounting position	Horizontal Vertical
Width	55 mm
Height	132 mm
Depth	136 mm
Net weight	0.96 kg
Colour	Dark grey

Environment

Standards	EN/IEC 60947-2 EN/IEC 60947-4-1 UL 60947-4-1 CSA C22.2 No 60947-4-1 IEC/EN 60335-1:Clause 30.2 IEC/EN 60335-2-40:Annex JJ
Product certifications	CCC CSA EAC LROS (Lloyds register of shipping) BV ABS DNV-GL UKCA
IP degree of protection	IP20 conforming to IEC 60529
Climatic withstand	conforming to IACS E10
Ambient air temperature for storage	-40...80 °C
Fire resistance	960 °C conforming to IEC 60695-2-11
Ambient air temperature for operation	-20...60 °C
Mechanical robustness	Shocks: 5 Gn for 11 ms contactor open Shocks: 30 Gn for 11 ms contactor closed Vibrations: 4 Gn, 5...300 Hz
Operating altitude	3000 m

Packing Units

Unit Type of Package 1	PCE
Number of Units in Package 1	1
Package 1 Height	15.800 cm
Package 1 Width	6.500 cm
Package 1 Length	14.600 cm
Package 1 Weight	1.334 kg
Unit Type of Package 2	S03
Number of Units in Package 2	12
Package 2 Height	30.000 cm
Package 2 Width	30.000 cm
Package 2 Length	40.000 cm
Package 2 Weight	16.008 kg

Unit Type of Package 3	P06
Number of Units in Package 3	120
Package 3 Height	73.500 cm
Package 3 Width	80.000 cm
Package 3 Length	60.000 cm
Package 3 Weight	160.080 kg

Contractual warranty

Warranty	18 months
-----------------	-----------

Environmental Data

Schneider Electric nhắm đến việc đạt được vị trí Net Zero vào năm 2050 thông qua các quan hệ đối tác chuỗi cung ứng, giảm vật liệu tác động và sự tuần hoàn thông qua chiến dịch "Use Better, Use Longer, Use Again" đang diễn ra của chúng tôi để kéo dài tuổi thọ sản phẩm và khả năng tái chế.

[Dữ liệu môi trường đã giải thích >](#)

[Cách chúng tôi đánh giá tính bền vững của sản phẩm >](#)

Ảnh hưởng môi trường

Carbon footprint (kg.eq.CO2 per CR, Total Life cycle)	30
---	----

Environmental Disclosure	Product Environmental Profile
--------------------------	---

Use Better

Vật liệu và Bao bì

Packaging made with recycled cardboard	Yes
--	-----

Packaging without single use plastic	Yes
--------------------------------------	-----

EU RoHS Directive	Compliant with Exemptions
-------------------	---------------------------

SCIP Number	2057c252-f956-4ac1-a3d9-75119bc8a000
-------------	--------------------------------------

REACH Regulation	REACH Declaration
------------------	-----------------------------------

China RoHS Regulation	China RoHS declaration
-----------------------	--

Use Again

Đóng gói lại và tái sản xuất

Circularity Profile	End of Life Information
---------------------	---

WEEE



The product must be disposed on European Union markets following specific waste collection and never end up in rubbish bins

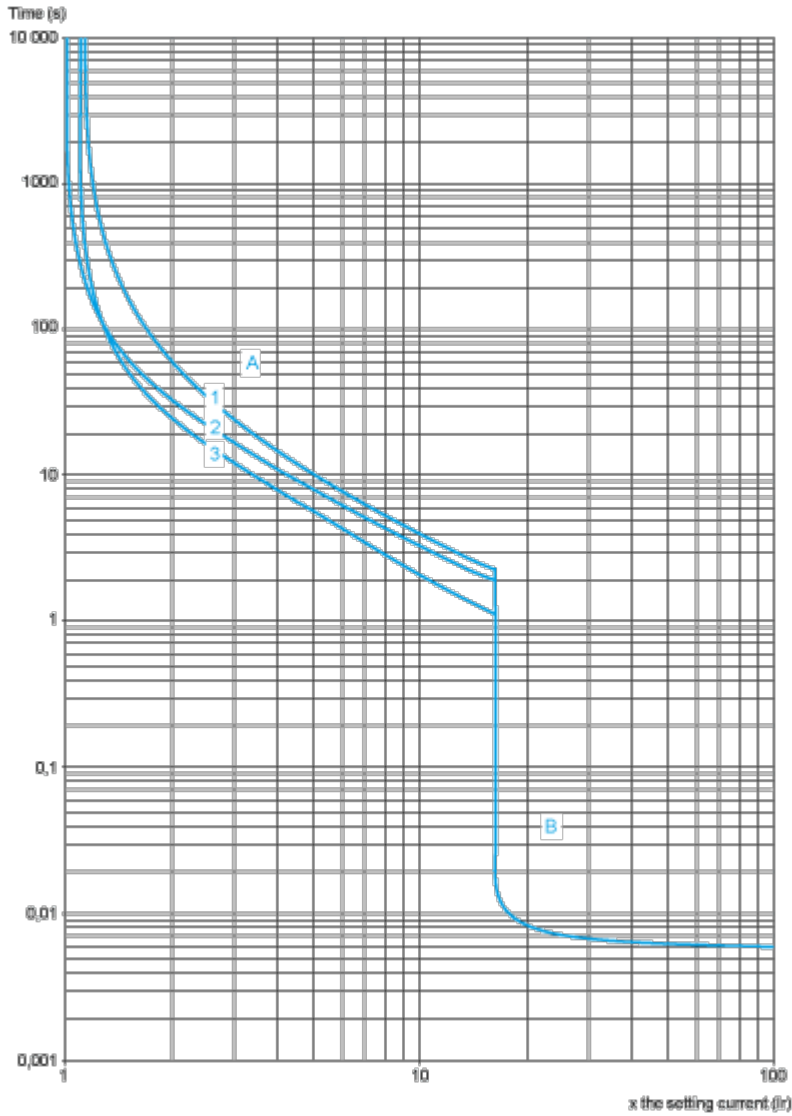
Take-back

No

Performance Curves

Tripping Curves for GV3L Combined with Thermal Overload Relay LRD33

Average Operating time at 20 °C without Prior Current Flow

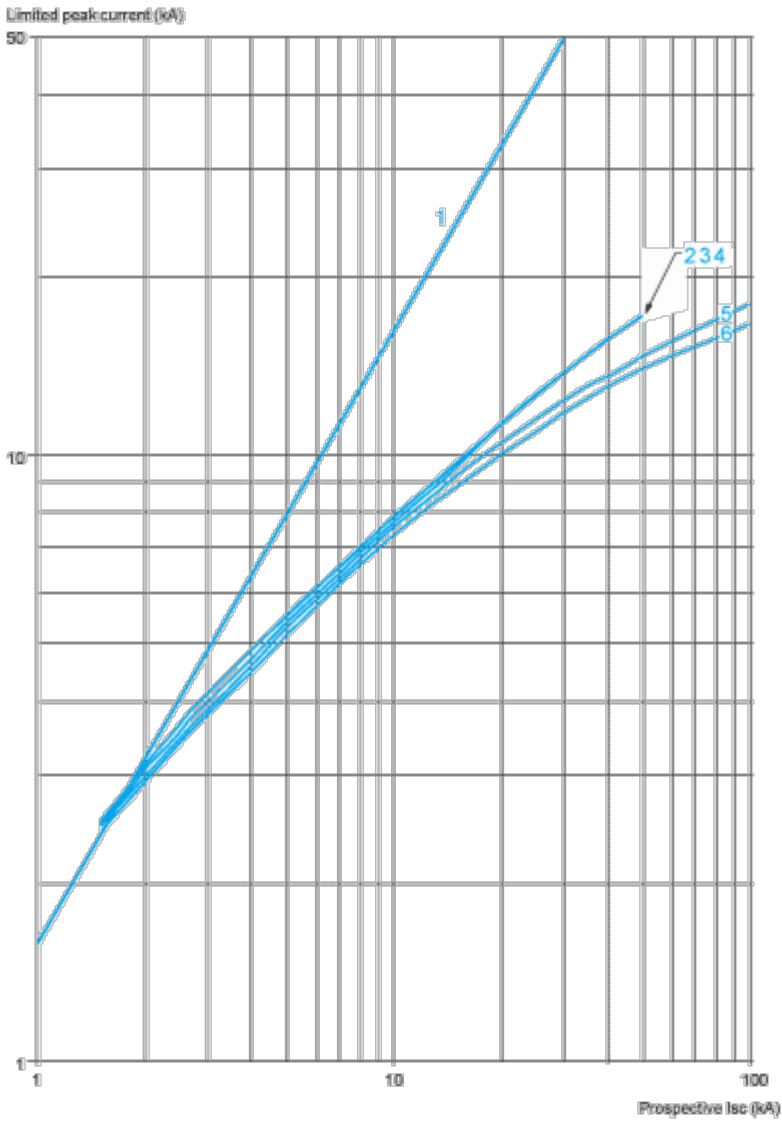


- 1 3 poles from cold state
- 2 2 poles from cold state
- 3 3 poles from hot state
- A Thermal overload relay protection zone
- B GV3L protection zone

Current Limitation on Short-Circuit for GV3L (3-Phase 400/415 V)

Dynamic Stress

$I_{peak} = f(\text{prospective } I_{sc}) \text{ at } 1.05 U_e = 435 \text{ V}$

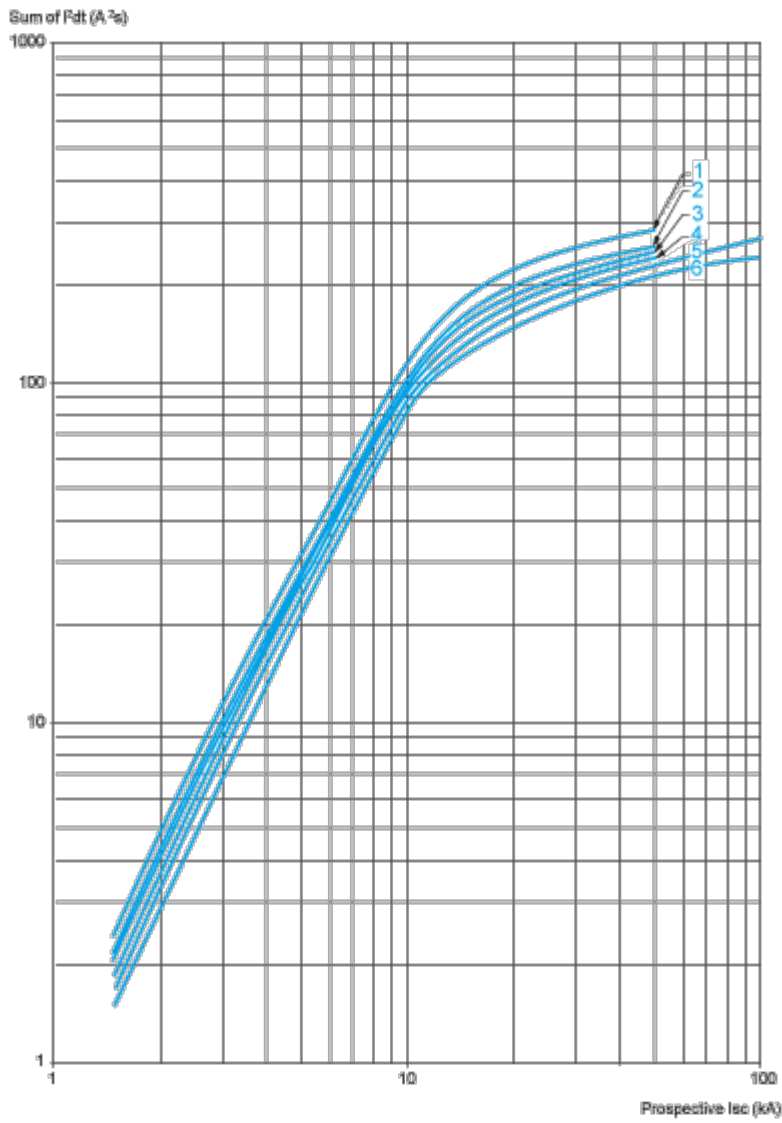


- 1 Maximum peak current
- 2 GV3L80 - GV3L73 - GV3L65
- 3 GV3L50
- 4 GV3L40
- 5 GV3L32
- 6 GV3L25

Thermal Limit on Short-Circuit for GV3L

Thermal Limit in A²s

Sum of I²dt = f (prospective Isc) at 1.05 Ue = 435 V

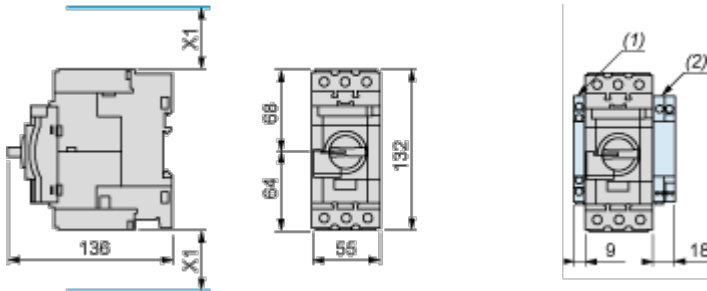


- 1 GV3L73 - GV3L80
- 2 GV3L65
- 3 GV3L50
- 4 GV3L40
- 5 GV3L32
- 6 GV3L25

Dimensions Drawings

GV3L, GV3P

Dimensions

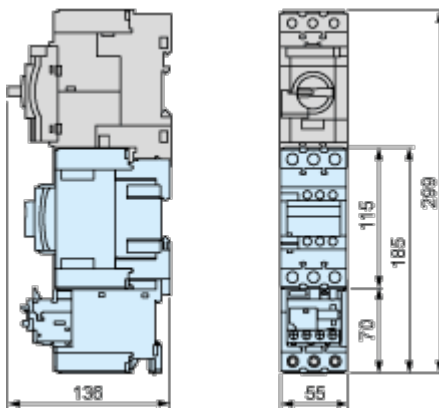


- (1) Blocks GVAN_{●●}, GVAD_{●●} and GVAM11.
- (2) Blocks GV3AU_{●●} and GV3AS_{●●}.

X1 = Electrical clearance (ISC max) 40 mm for Ue ≤ 500 V, 50 mm for Ue ≤ 690 V

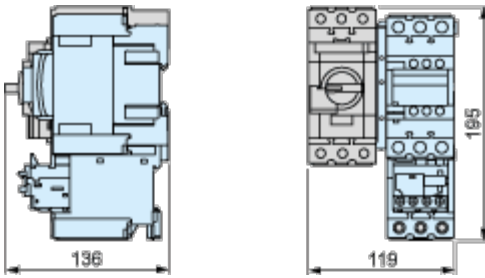
NOTE: Leave a space of 9 mm between 2 circuit breakers: either an empty space or side-mounting add-on contact blocks. Side by side mounting is possible up to 40 °C.

Mounting with Tesys contactor LC1D40A...D80A and relay LR3D313...380 (1)(2)(3)



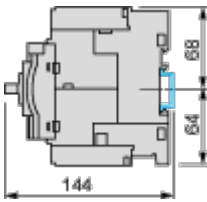
- (1) Mountings with c.b. up to GV3L73, GV3P73.
- (2) For GV3L80, GV3P80 use cable between components for dissipating heat. Consult online datasheets for values.
- (3) S-shape busbar system suitable up to 73 A.

Side by side mounting with Tesys contactor LC1D40A...D73A (S-shape busbar system GV3S⁽¹⁾)

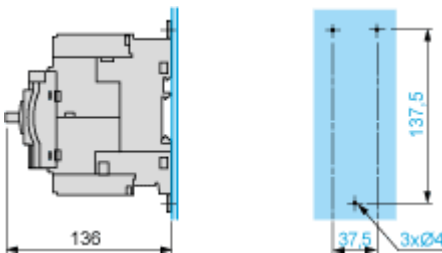


(1) Mountings with c.b. up to GV3L73, GV3P73.

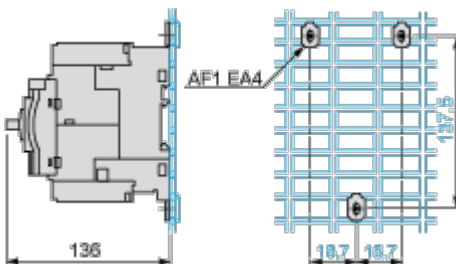
Mounting on Rail AM1 DE200 or AM1 ED201



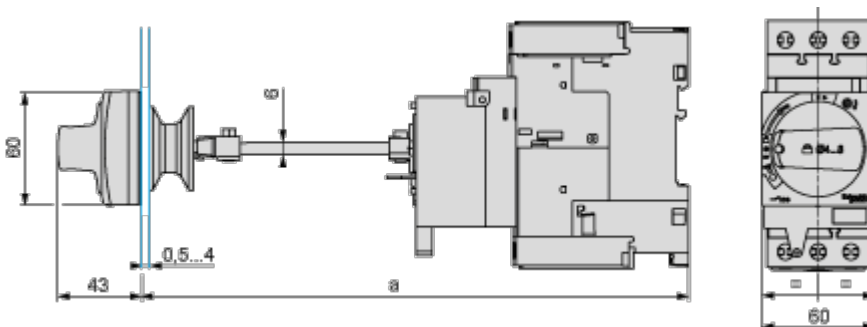
Panel Mounting, using M4 Screws



Mounting on Pre-Slotted Plate AM1 PA



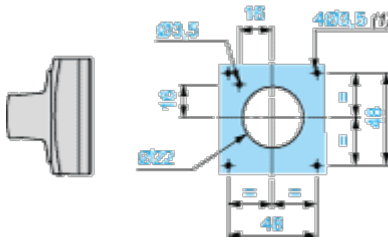
Mounting of External Operator GV3APN01, GV3APN02 or GV3APN04 for Motor Circuit Breakers GV3L



Bảng thông số sản phẩm

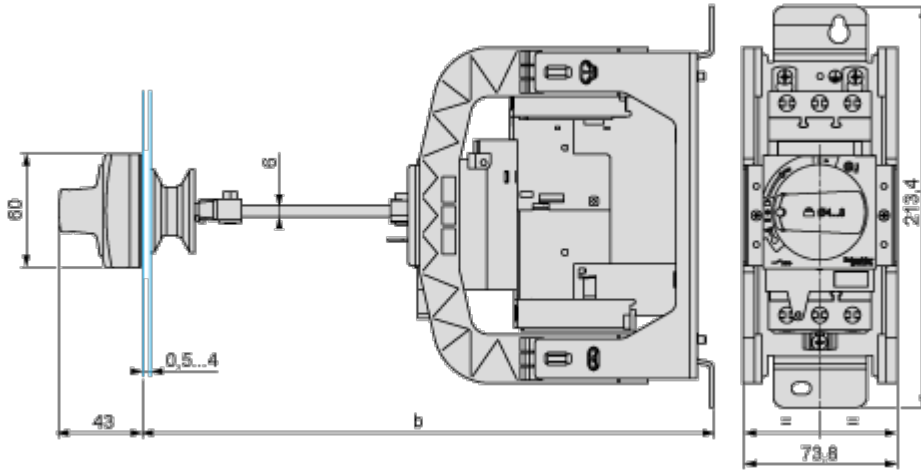
GV3L80

Door cut-out



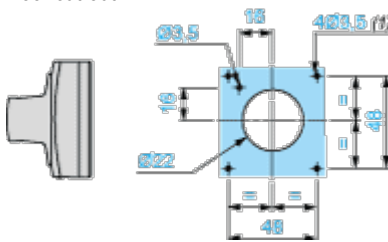
(1) For IP65 only.

Mounting of External Operator GVAPH03 for Motor Circuit Breakers GV3L



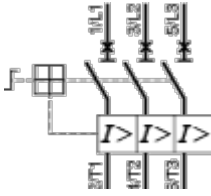
	b	
	Minimum	Maximum
GV3APN _{..} + GVAPH03	200	300
GV3APN _{..} + GVAPH03 + GVAPK12	300	492

Door cut-out



(1) For IP65 only.

GV3L••



Offer Marketing Illustration

Product benefits / Features

TeSys Deca Motor Circuit Breakers



Operation and maintenance
Digital customer experience for technical documents and maintenance guide via EcoStruxure™ Facility Expert



Build and commissioning
Easier to install and operate with multi-standard screws, safe and long-lasting power connection with EverLink terminals.




Universal Integration
Can be used for all type of applications across industry, infrastructure and buildings.

The image shows a TeSys Deca Motor Circuit Breaker, a black industrial device with a green handle and terminal block. It is positioned on a green circular graphic element.

Offer Marketing Illustration

Product benefits / Features



TeSys Deca Motor Circuit Breakers
Range Accessories

Auxiliary contact blocks

Comb busbar

Current limiter

Energy Sensor

Large spacing cover

Terminal block

Combination block

Extended rotary handle

The image displays a collection of accessories for TeSys Deca Motor Circuit Breakers. At the top left is a large black motor circuit breaker. Below it, eight different accessories are arranged in two rows of four. Each accessory is accompanied by a small image and a text label. The accessories include auxiliary contact blocks, a comb busbar, a current limiter, an energy sensor, a large spacing cover, a terminal block, a combination block, and an extended rotary handle.

Offer Marketing Illustration

Product benefits / Features



TeSys Deca Motor Circuit Breakers
Technical Benefits

- Easily integrated within multiple configurations, thanks to its 55 mm standard width and mounting on DIN rail.
- 9 ratings in total
- Magnetic and thermal overload protection, covers 9 to 80 A, 7.5 to 40 hp motor with 65 kA / 480 Y Type F
- Sturdy and long-lasting power connection with EverLink terminals
- Three-position (Start/Stop/Tripped) rotary handle, front face padlocking and other accessories
- Operating temperature from -20° C to +60° C open operation

Image of product / Alternate images

Alternative

